

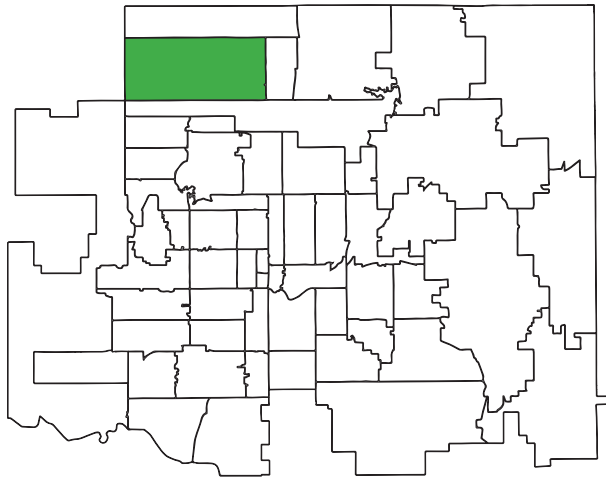


2017 Wellness Score - Zip Code 73012

Health Index Ranking:

#3

out of 56 in Oklahoma City-County



31,034
population estimate



Life Expectancy of:

81.2 Years

6.3 years longer than the Oklahoma City-County average

Race Distribution

78.6%

Non-Hispanic White

6.5%

Non-Hispanic Black

2.4%

American Indian/Alaska Native

3%

Asian

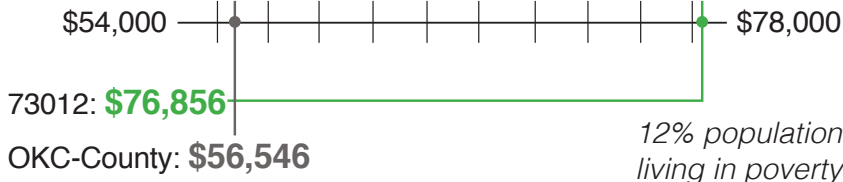
4.7%

Hispanic or Latino

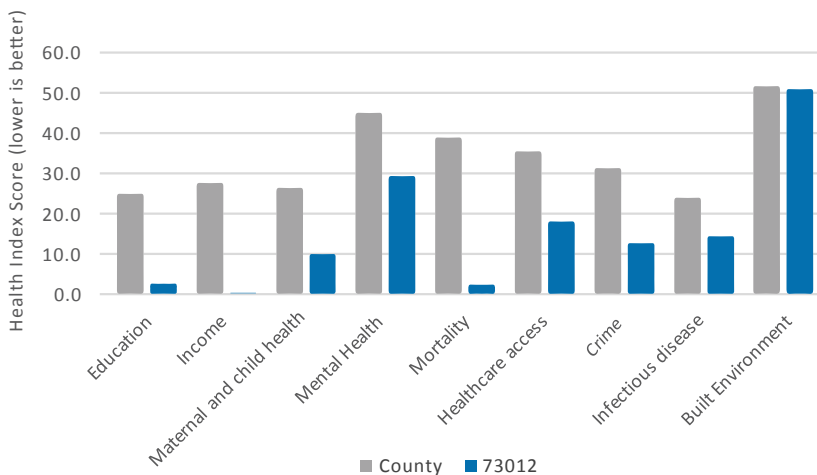
4.9%

Other* Includes Native Hawaiian, Pacific Islander or Two or More Races

Median Income Comparison



Health Index Comparison



Change in Mortality Rates from 2014 Wellness Score	2016 Rate	Up or Down
All-Cause Mortality	690.7	↑
Alzheimer's Mortality	21.1	↓
Cancer Mortality	168.1	↓
Chronic lower respiratory disease	56.9	↑
CVD	206.3	↓
Diabetes	12.6	↓
Heart attack	20.4	↓
Heart disease	161.2	↓
Hypertension	23.8	↑
Lung Cancer	32.3	↓
Stroke	28.2	↓
Unintentional Injury Mortality	56.1	↑

Yellow indicates a change of less than 5%. *Outcome changes not listed if either of the comparison years had less than 5 deaths



Ranked top 10 in Overall Health Index