

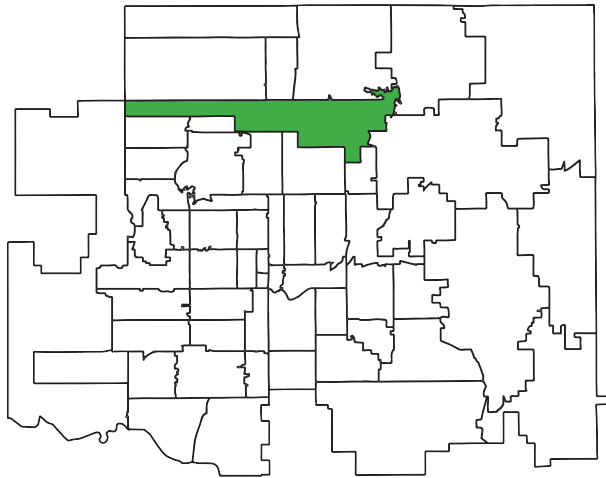


# 2017 Wellness Score - Zip Code 73013

## Health Index Ranking:

**#6**

out of 56 in Oklahoma City-County



**4,557**  
population estimate



## Life Expectancy of:

**81.2** Years

6.3 years longer than the Oklahoma City-County average

## Race Distribution




Non-Hispanic White



Non-Hispanic Black



American Indian/Alaska Native



Asian

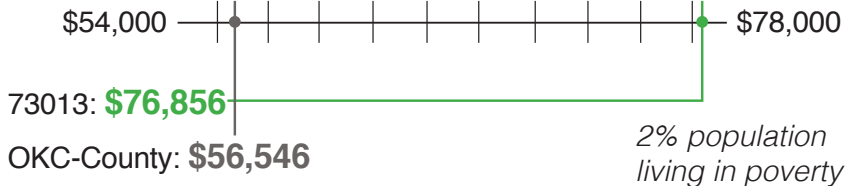


Hispanic or Latino

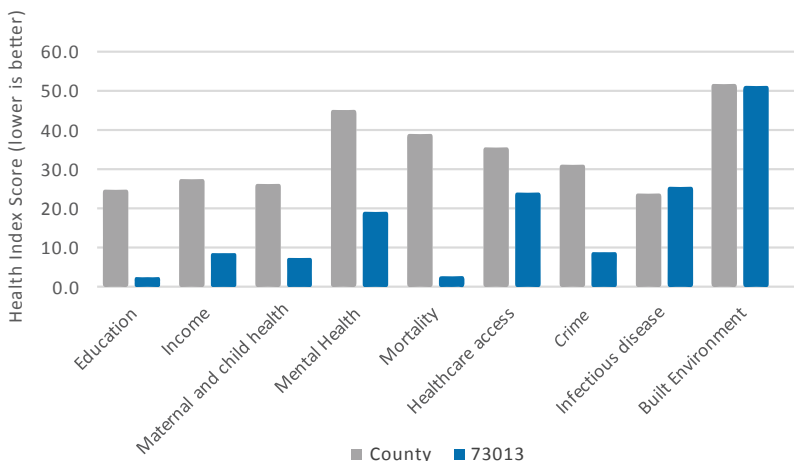


Other\* Includes Native Hawaiian, Pacific Islander or Two or More Races

## Median Income Comparison



## Health Index Comparison



Change in Mortality Rates from 2014 Wellness Score	2016 Rate	Up or Down
All-Cause Mortality	699.7	↓
Alzheimer's Mortality	42.9	↑
Breast Cancer Mortality	10.3	↓
Cancer Mortality	163.0	↓
Chronic Liver Disease mortality	7.9	↑
Chronic lower respiratory disease	36.0	↑
CVD	205.8	↓
Diabetes	18.4	↓
Firearm related	8.4	↓
Heart attack	14.9	↓
Heart disease	161.3	↓
Hypertension	22.4	↑
Influenza	9.3	↓
Lung Cancer	37.1	↓
Prostate Cancer	12.1	↑
Stroke	35.9	↑
Suicide	11.1	↔
Unintentional Injury Mortality	40.4	↑

Yellow indicates a change of less than 5%. \*Outcome changes not listed if either of the comparison years had less than 5 deaths

**Ranked top 10 in Overall Health Index**