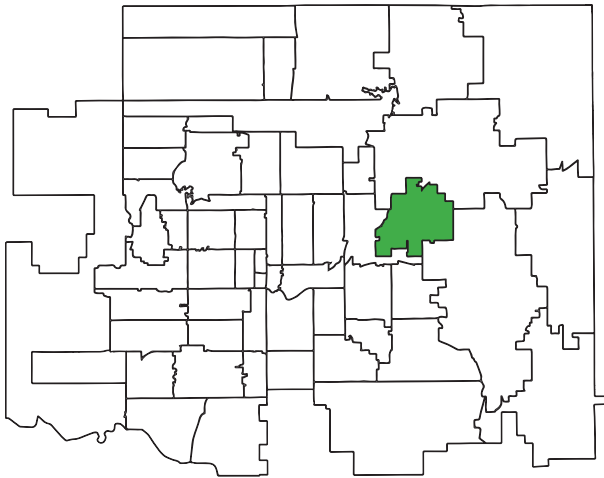


## Health Index Ranking:

**#48**

out of 56 in Oklahoma City-County



**6,987**  
population estimate

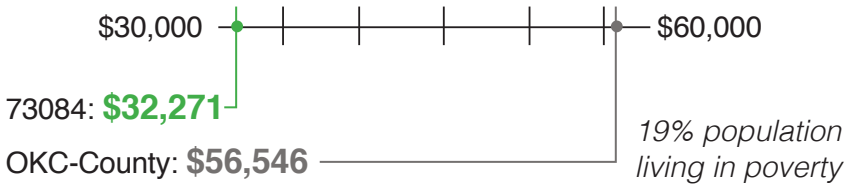
&

## Life Expectancy of:

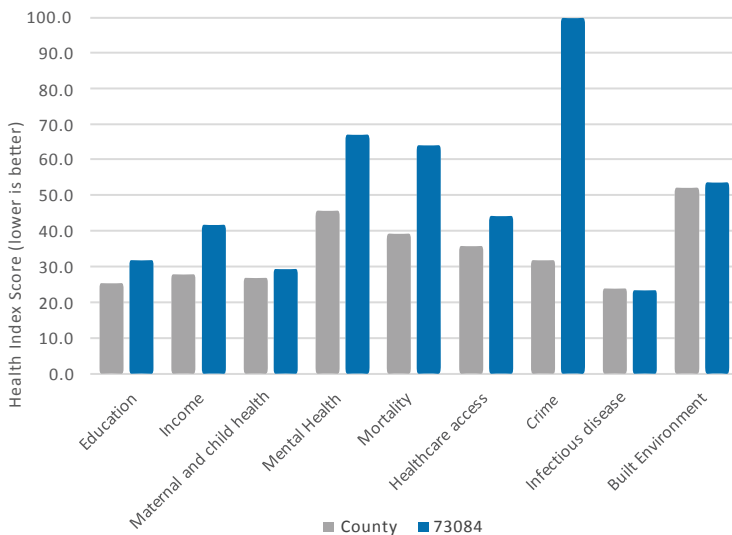
**70.4** Years

3.8 years shorter than the Oklahoma City-County average

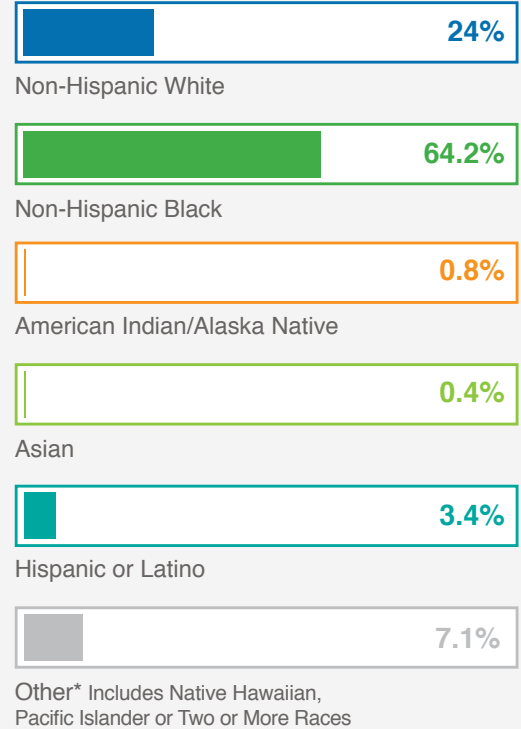
## Median Income Comparison



## Health Index Comparison



## Race Distribution



Change in Mortality Rates from 2014 Wellness Score	2016 Rate	Up or Down
All-Cause Mortality	1248.0	↑
Cancer Mortality	282.8	↑
Chronic lower respiratory disease	118.3	↑
CVD	348.5	↔
Heart attack	21.2	↓
Heart disease	253.7	↑
Hypertension	37.0	↓
Lung Cancer	80.2	↑
Stroke	74.7	↓
Unintentional Injury Mortality	54.5	↓

Yellow indicates a change of less than 5%. \*Outcome changes not listed if either of the comparison years had less than 5 deaths



**Ranked bottom 10 in Overall Health Index**