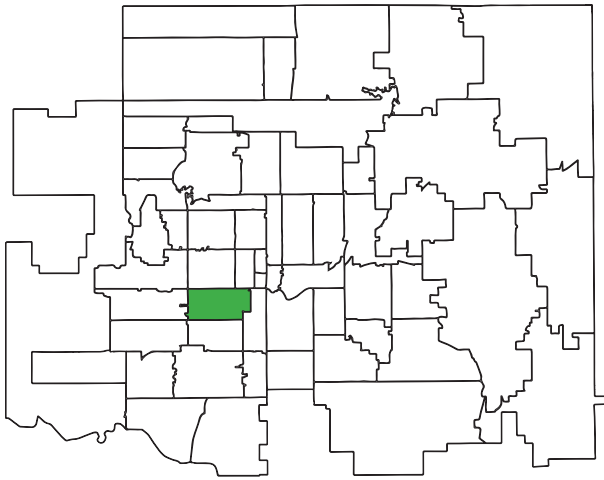


Health Index Ranking:

#50

out of 56 in Oklahoma City-County



15,104
population estimate

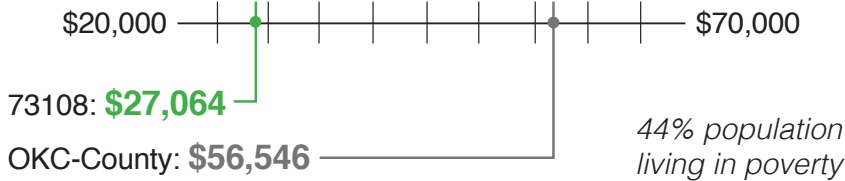


Life Expectancy of:

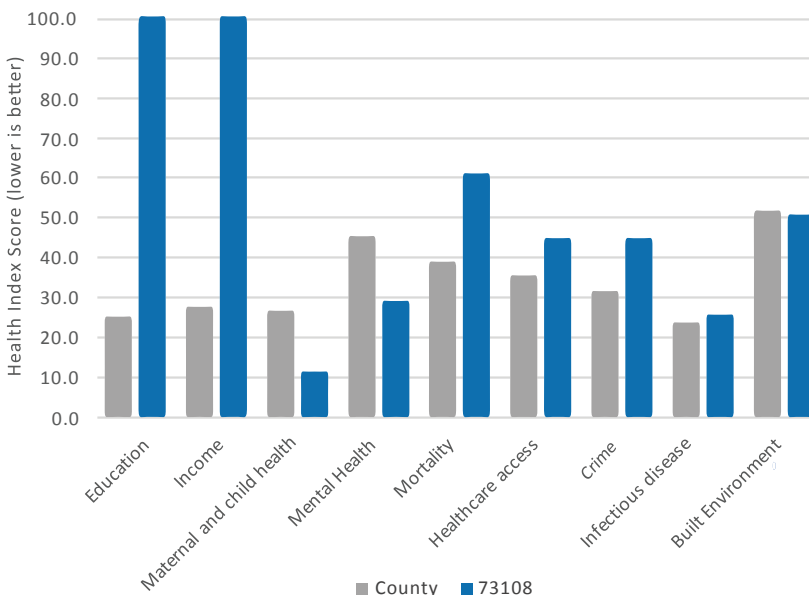
70.8 Years

4.1 years shorter than the Oklahoma City-County average

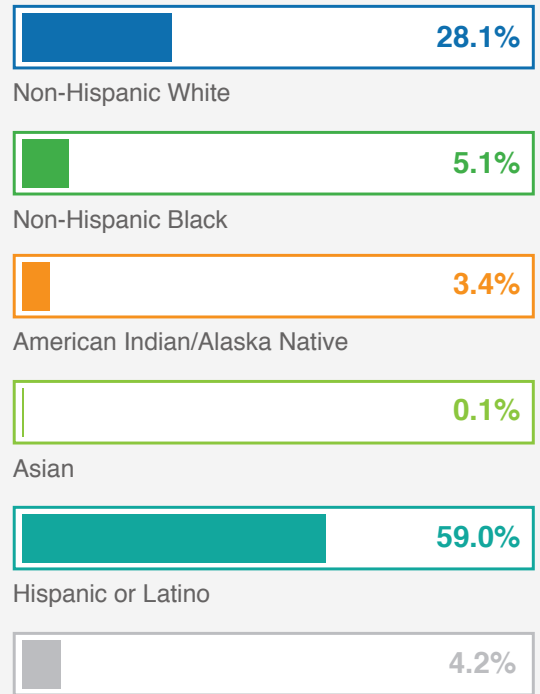
Median Income Comparison



Health Index Comparison



Race Distribution



Other* Includes Native Hawaiian, Pacific Islander or Two or More Races

Change in Mortality Rates from 2014 Wellness Score	2016 Rate	Up or Down
All Cause Mortality	1284.1	↑
Alzheimers Mortality	31.1	*
Cancer Mortality	257.1	↑
Chronic Liver Disease mortality	29.1	↑
Chronic lower respiratory disease	112.3	↑
CVD	386.6	↑
Diabetes	57.8	↓
Firearm related	27.5	↑
Heart disease	263.0	↓
Homicide	25.4	*
Hypertension	41.6	↓
Influenza	29.8	↓
Lung Cancer	87.9	↑
Stroke	77.5	↑
Suicide	14.1	*
Unintentional Injury Mortality	81.6	↑

Yellow indicates a change of less than 5%. *Outcome changes not listed if either of the comparison years had less than 5 deaths