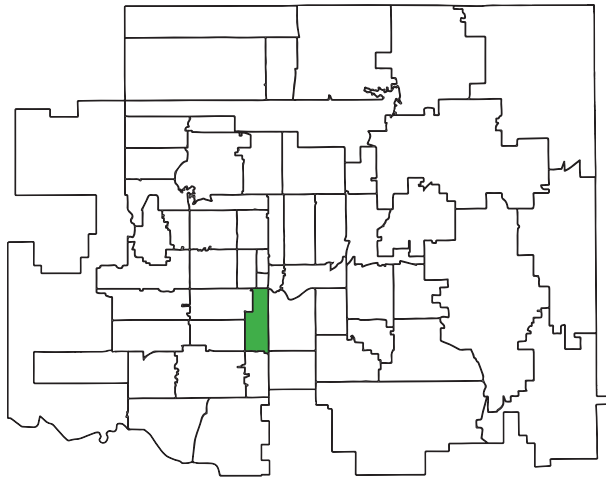


## Health Index Ranking:

**#43**

out of 56 in Oklahoma City-County



**21,092**  
population estimate



## Life Expectancy of:

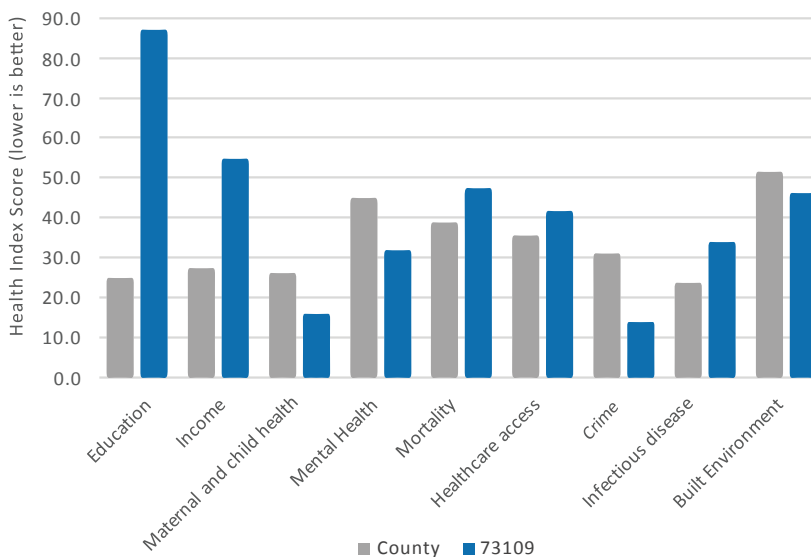
**73.2** Years

1.7 years shorter than the Oklahoma City-County average

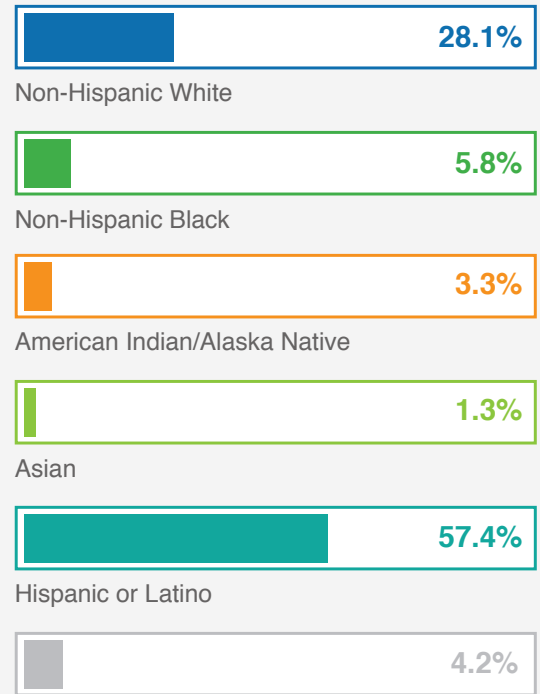
## Median Income Comparison



## Health Index Comparison



## Race Distribution



Other\* Includes Native Hawaiian, Pacific Islander or Two or More Races

Change in Mortality Rates from 2014 Wellness Score	2016 Rate	Up or Down
All-Cause Mortality	1203.3	↓
Alzheimer's Mortality	40.1	↑
Breast Cancer Mortality	24.9	↑
Cancer Mortality	227.7	↑
Chronic Liver Disease mortality	34.4	↑
Chronic lower respiratory disease	103.3	↓
CVD	332.2	↓
Diabetes	52.8	↑
Firearm related	11.1	↑
Heart attack	20.5	↓
Heart disease	279.8	↓
Homicide	8.9	↓
Hypertension	39.4	↑
Influenza	26.1	↓
Lung Cancer	76.0	↑
Stroke	35.5	↓
Suicide	15.1	↓
Unintentional Injury Mortality	94.6	↓

Yellow indicates a change of less than 5%. \*Outcome changes not listed if either of the comparison years had less than 5 deaths