

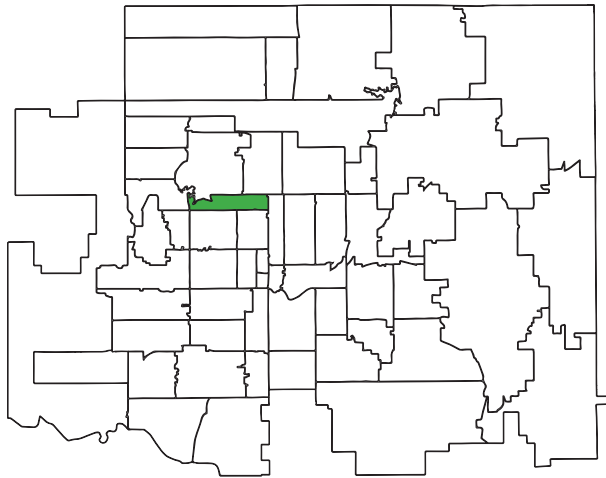


2017 Wellness Score - Zip Code 73116

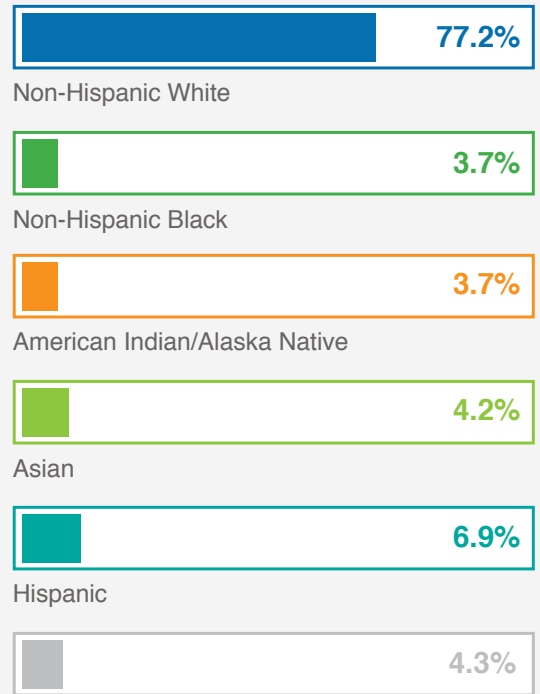
Health Index Ranking:

#22

out of 56 in Oklahoma City-County



Race Distribution



Other* Includes Native Hawaiian, Pacific Islander or Two or More Races

10,033
population estimate



Life Expectancy of:

79.2 Years

4.3 years longer than the Oklahoma City-County average

Median Income Comparison

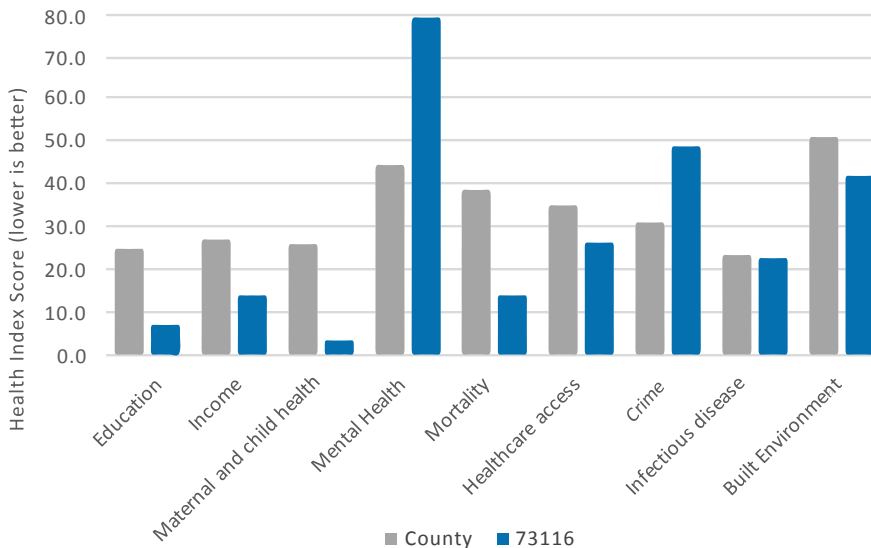
\$45,000 ————— \$75,000

73116: **\$69,811**

OKC-County: **\$56,546**

7% population living in poverty

Health Index Comparison



| Change in Mortality Rates from 2014 Wellness Score | 2016 Rate | Up or Down |
|----------------------------------------------------|-----------|------------|
| All-Cause Mortality | 814.7 | ↓ |
| Alzheimer's Mortality | 33.1 | ↓ |
| Breast Cancer Mortality | 32.3 | * |
| Cancer Mortality | 158.7 | ↓ |
| Chronic lower respiratory disease | 44.5 | ↓ |
| CVD | 242.9 | ↓ |
| Diabetes | 14.6 | ↓ |
| Firearm related | 29.9 | * |
| Heart attack | 27.2 | ↑ |
| Heart disease | 196.6 | ↑ |
| Hypertension | 33.8 | ↓ |
| Influenza | 11.6 | ↓ |
| Lung Cancer | 36.4 | ↓ |
| Prostate Cancer | 11.5 | * |
| Stroke | 36.7 | ↓ |
| Suicide | 30.5 | ↑ |
| Unintentional Injury Mortality | 43.9 | ↑ |

Yellow indicates a change of less than 5%. *Outcome changes not listed if either of the comparison years had less than 5 deaths

Ranked #22 in Overall Health Index