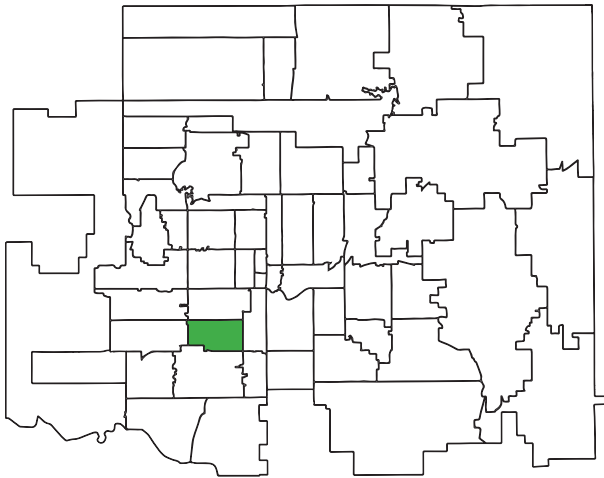


Health Index Ranking:

#53

out of 56 in Oklahoma City-County



33,298
population estimate

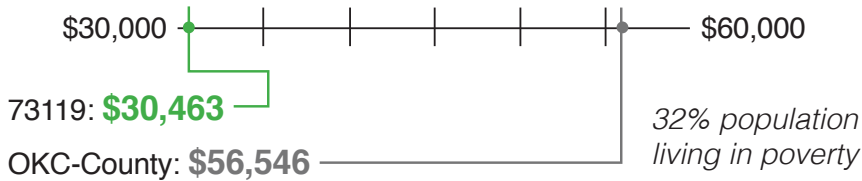


Life Expectancy of:

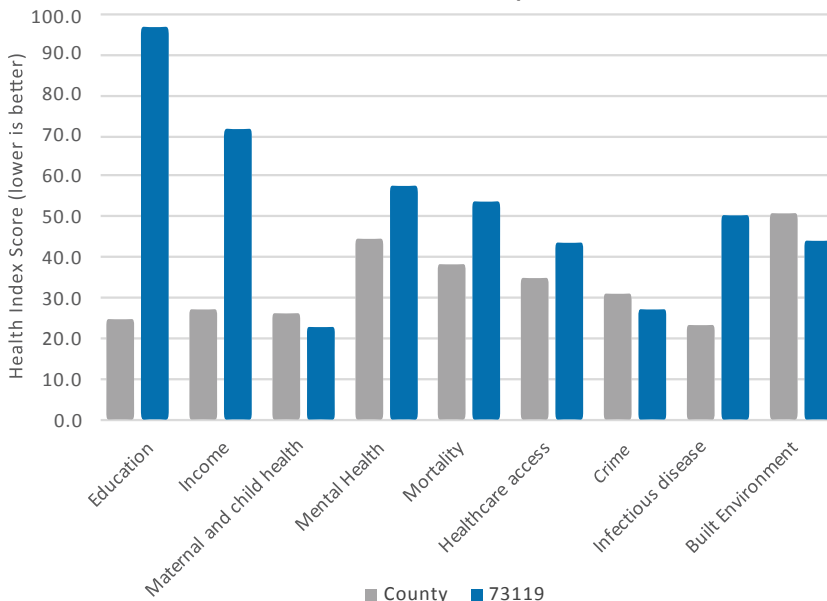
72.0 Years

2.9 years shorter than the Oklahoma City-County average

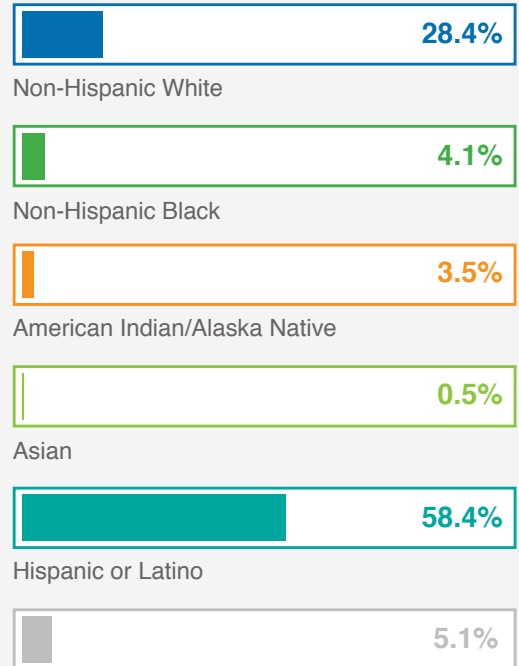
Median Income Comparison



Health Index Comparison



Race Distribution



Other* Includes Native Hawaiian, Pacific Islander or Two or More Races

Change in Mortality Rates from 2014 Wellness Score	2016 Rate	Up or Down
All Cause Mortality	1241.6	↓
Alzheimer's Mortality	35.1	↑
Breast Cancer Mortality	18.3	↑
Cancer Mortality	218.2	↑
Chronic Liver Disease mortality	21.4	↓
Chronic lower respiratory disease	136.4	↑
CVD	376.6	↓
Diabetes	47.4	↓
Firearm related	18.3	↑
Heart attack	43.1	↓
Heart disease	295.3	↓
Homicide	9.3	↓
Hypertension	63.5	↑
Influenza	9.0	↓
Lung Cancer	69.8	↑
Prostate Cancer	7.3	↓
Stroke	49.9	↓
Suicide	23.7	↑
Unintentional Injury Mortality	64.9	↓

Yellow indicates a change of less than 5%. *Outcome changes not listed if either of the comparison years had less than 5 deaths