

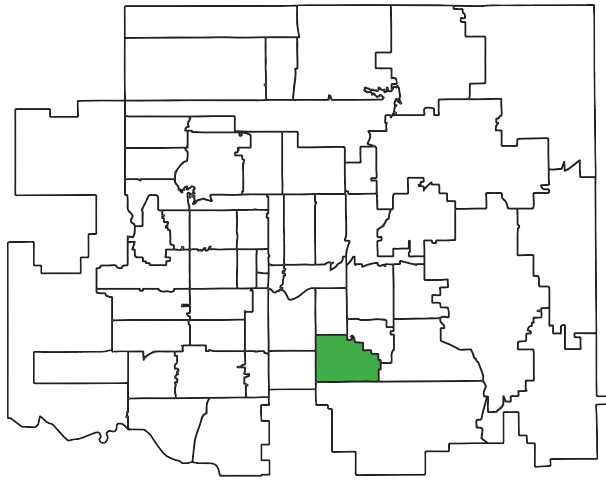


2017 Wellness Score - Zip Code 73135

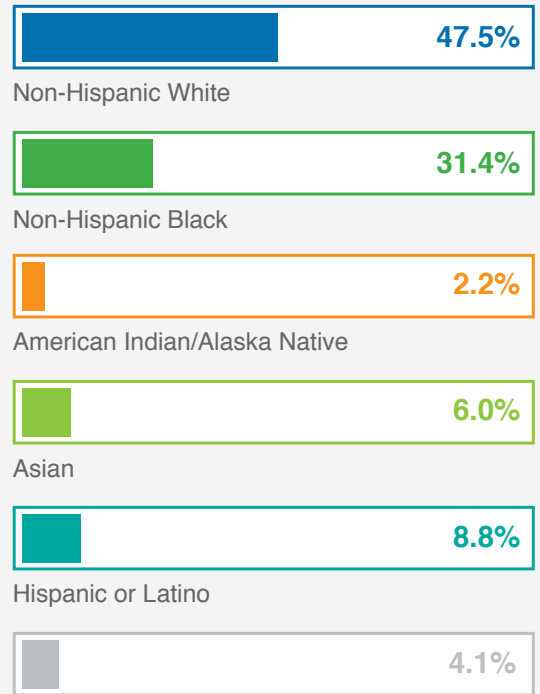
Health Index Ranking:

#39

out of 56 in Oklahoma City-County



Race Distribution



Other* Includes Native Hawaiian, Pacific Islander or Two or More Races

21,595
population estimate

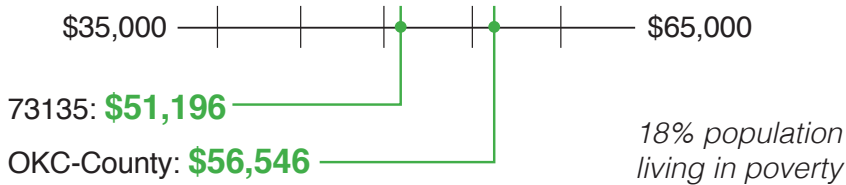


Life Expectancy of:

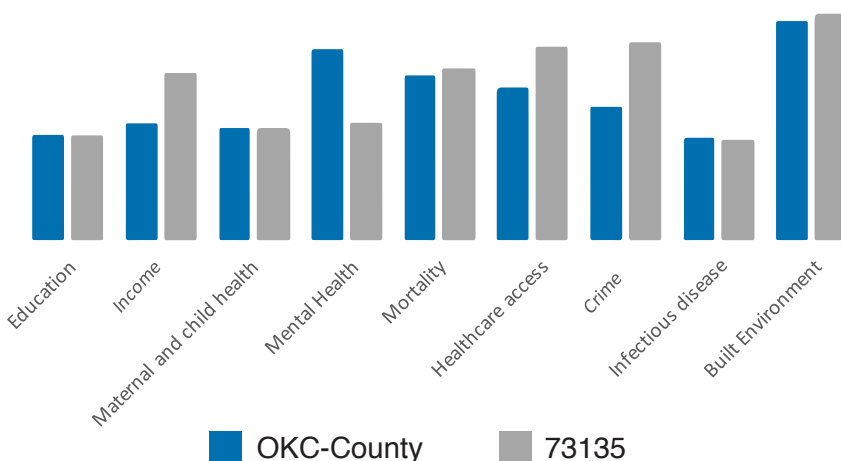
74.5 Years

0.4 years shorter than the Oklahoma City-County average

Median Income Comparison



Health Index Comparison



| Change in Mortality Rates from 2014 Wellness Score | 2016 Rate | Up or Down |
|--|-----------|------------|
| All-Cause Mortality | 1153.1 | ↑ |
| Alzheimer's Mortality | 81.8 | — |
| Breast Cancer Mortality | 15.0 | — |
| Cancer Mortality | 156.3 | ↓ |
| Chronic lower respiratory disease | 81.9 | ↓ |
| CVD | 361.7 | ↓ |
| Diabetes | 41.3 | ↑ |
| Firearm related | 28.2 | ↑ |
| Heart attack | 12.5 | ↓ |
| Heart disease | 259.9 | ↑ |
| Homicide | 21.3 | — |
| Hypertension | 38.6 | ↓ |
| Influenza | 17.0 | ↓ |
| Lung Cancer | 46.7 | ↓ |
| Stroke | 81.9 | ↑ |
| Suicide | 13.7 | ↑ |
| Unintentional Injury Mortality | 64.7 | ↑ |

Yellow indicates a change of less than 5%. *Outcome changes not listed if either of the comparison years had less than 5 deaths

Ranked 39th in Overall Health Index - Lower score is better