

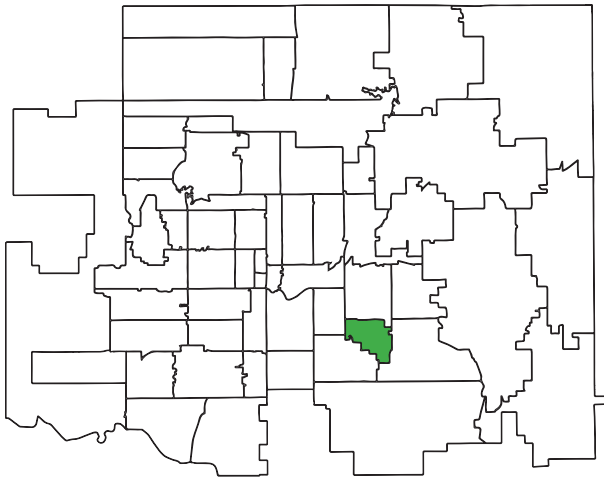


2017 Wellness Score - Zip Code 73145

Health Index Ranking:

#11

out of 56 in Oklahoma City-County



2,821
population estimate



Life Expectancy of:

63.8 Years

11.1 years shorter than the Oklahoma City-County average

Median Income Comparison

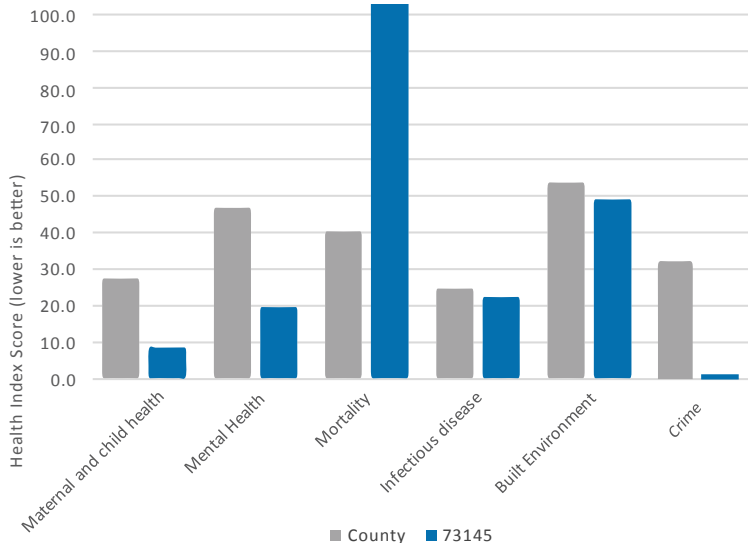
\$25,000 ————— \$75,000

73145: **\$54,453**

OKC-County: **\$56,546**

9% population living in poverty

Health Index Comparison



Race Distribution




Non-Hispanic White



Non-Hispanic Black



American Indian/Alaska Native



Asian



Hispanic or Latino



Other* Includes Native Hawaiian, Pacific Islander or Two or More Races

Change in Mortality Rates from 2014 Wellness Score

The all-cause mortality rate in 73145 was 21.2 per 100,000 in 2013-2015. Due to low number of events and population counts, comparison data is not available for the more specific causes of death.



Ranked #11 in Overall Health Index