

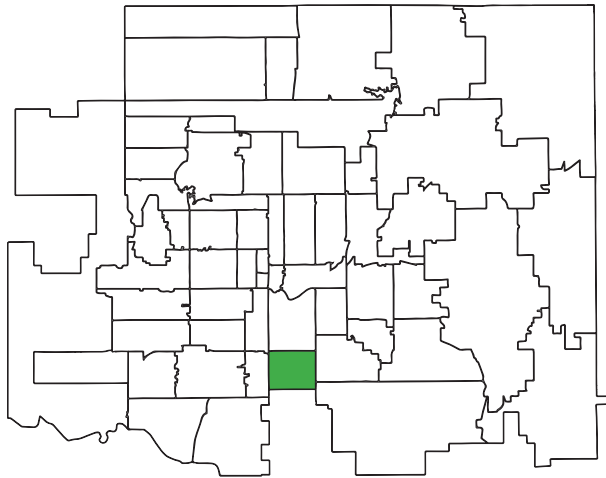


2017 Wellness Score - Zip Code 73149

Health Index Ranking:

#54

out of 56 in Oklahoma City-County



4,763
population estimate



Life Expectancy of:

68.7 Years

6.2 years shorter than the Oklahoma City-County average

Race Distribution

56.1%

Non-Hispanic White

7%

Non-Hispanic Black

2.9%

American Indian/Alaska Native

2.8%

Asian

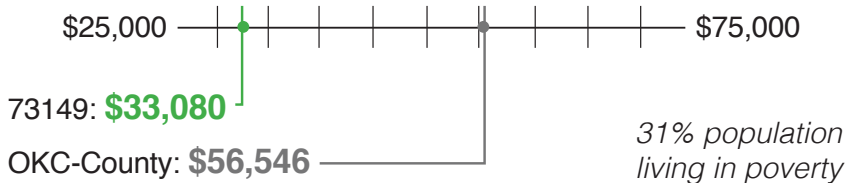
21%

Hispanic or Latino

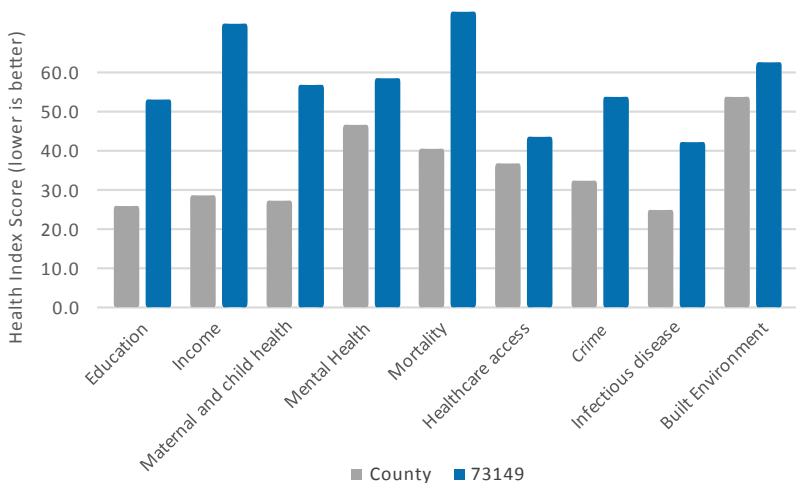
10.2%

Other* Includes Native Hawaiian, Pacific Islander or Two or More Races

Median Income Comparison



Health Index Comparison



Change in Mortality Rates from 2014 Wellness Score	2016 Rate	Up or Down
All-Cause Mortality	1491.1	↑
Cancer Mortality	227.0	↓
Chronic lower respiratory disease	135.2	↑
CVD	560.8	↓
Heart disease	436.2	↓
Homicide	35.0	*
Hypertension	55.6	*
Stroke	84.0	↓
Unintentional Injury Mortality	93.3	↑

*Yellow indicates a change of less than 5%. *Outcome changes not listed if either of the comparison years had less than 5 deaths*



Ranked bottom 5 in Overall Health Index