

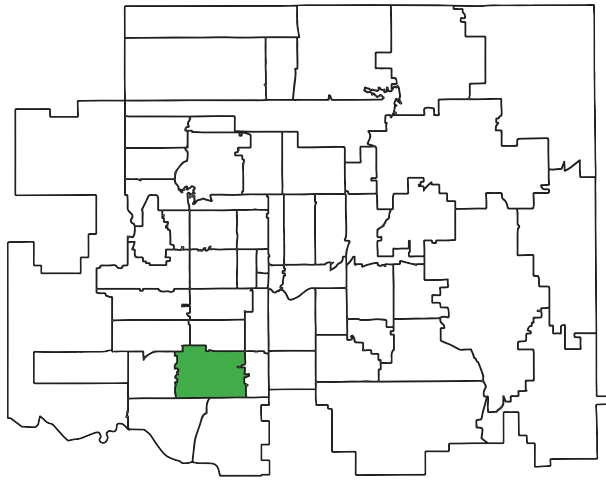


2017 Wellness Score - Zip Code 73159

Health Index Ranking:

#25

out of 56 in Oklahoma City-County



30,946
population estimate



Life Expectancy of:

75.7 Years

0.8 years longer than the Oklahoma City-County average

Median Income Comparison

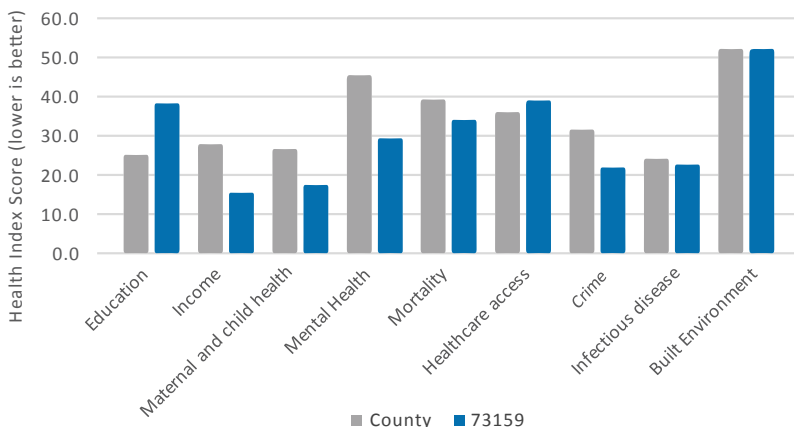
\$25,000 ————— \$75,000

73159: **\$44,710**

OKC-County: **\$56,546**

18% population living in poverty

Health Index Comparison



Race Distribution




Non-Hispanic White



Non-Hispanic Black



American Indian/Alaska Native



Asian



Hispanic or Latino



Other* Includes Native Hawaiian, Pacific Islander or Two or More Races

Change in Mortality Rates from 2014 Wellness Score	2016 Rate	Up or Down
All-Cause Mortality	1048.6	↓
Alzheimer's Mortality	46.8	↓
Breast Cancer Mortality	7.7	↓
Cancer Mortality	209.4	↓
Chronic Liver Disease mortality	17.5	↓
Chronic lower respiratory disease	74.1	↓
CVD	306.3	↓
Diabetes	32.7	↓
Firearm related	15.1	↓
Heart attack	40.4	↓
Heart disease	234.8	↓
Homicide	9.8	↓
Hypertension	42.5	↓
Influenza	19.9	↓
Lung Cancer	67.2	↓
Stroke	54.8	↓
Suicide	15.2	↓
Unintentional Injury Mortality	55.1	↓

Yellow indicates a change of less than 5%. *Outcome changes not listed if either of the comparison years had less than 5 deaths

Ranked #25 in Overall Health Index