

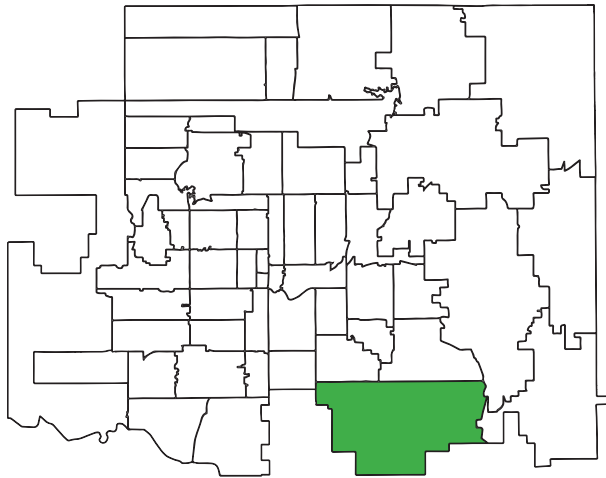


# 2017 Wellness Score - Zip Code 73165

Health Index Ranking:

**#8**

out of 56 in Oklahoma City-County



**6,414**  
population estimate

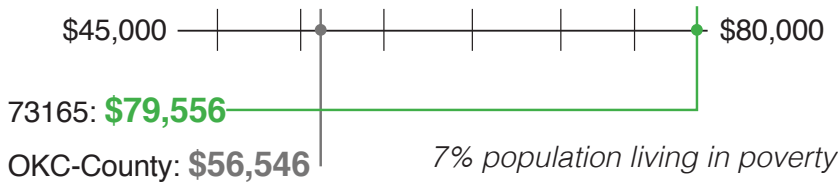


Life Expectancy of:

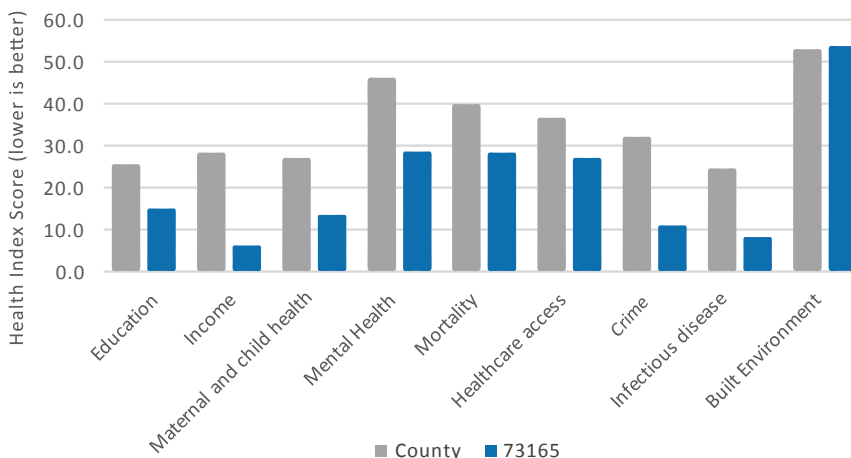
**76.8** Years

1.1 years longer than the Oklahoma City-County average

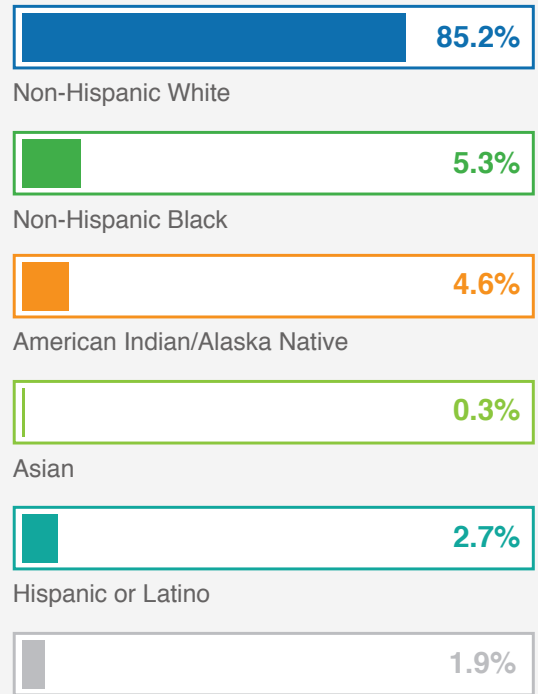
## Median Income Comparison



## Health Index Comparison



## Race Distribution



Other\* Includes Native Hawaiian, Pacific Islander or Two or More Races

Change in Mortality Rates from 2014 Wellness Score	2016 Rate	Up or Down
All-Cause Mortality	1152.4	↑
Alzheimer's Mortality	91.8	*
Cancer Mortality	254.6	↑
Chronic lower respiratory disease	121.3	↑
CVD	327.0	↑
Diabetes	50.5	↑
Heart disease	245.2	↑
Hypertension	49.5	*
Lung Cancer	59.7	↓
Unintentional Injury Mortality	61.5	↑

Yellow indicates a change of less than 5%. \*Outcome changes not listed if either of the comparison years had less than 5 deaths

**Ranked top 10 in Overall Health Index**