

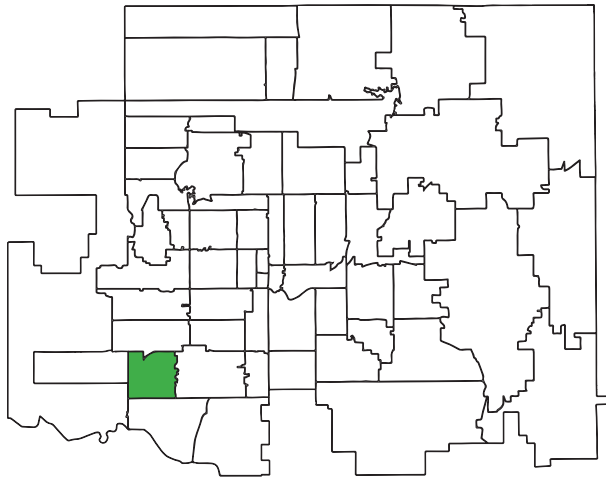


# 2017 Wellness Score - Zip Code 73169

Health Index Ranking:

**#32**

out of 56 in Oklahoma City-County



**2,082**  
population estimate



Life Expectancy of:

**72.4** Years

2.5 years shorter than the Oklahoma City-County average

## Race Distribution




Non-Hispanic White



Non-Hispanic Black



American Indian/Alaska Native



Asian



Hispanic or Latino



Other\* Includes Native Hawaiian, Pacific Islander or Two or More Races

## Median Income Comparison



73169: **\$63,170**

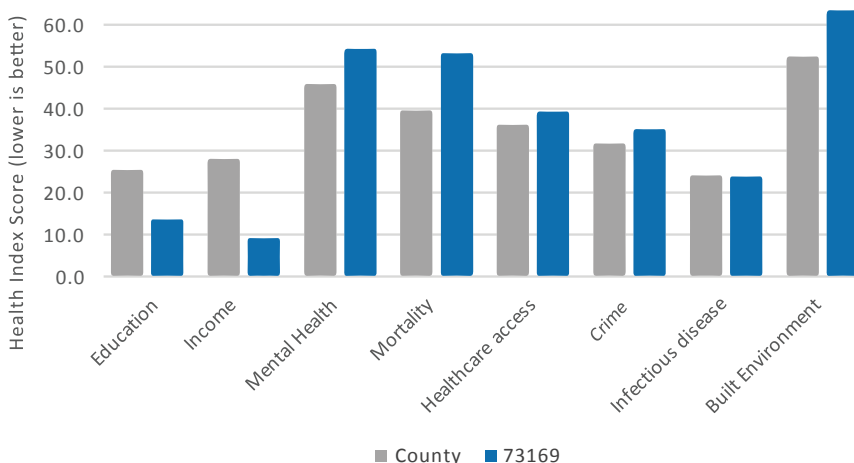
OKC-County: **\$56,546**

8.1% population living in poverty

Change in Mortality Rates from 2014 Wellness Score	2016 Rate	Up or Down
All-Cause Mortality	1110.1	↓
Cancer Mortality	236.9	↑
Chronic lower respiratory disease	110.1	*
CVD	393.8	↓
Heart disease	316.3	↓

Yellow indicates a change of less than 5%. \*Outcome changes not listed if either of the comparison years had less than 5 deaths

## Health Index Comparison



**Ranked #32 in Overall Health Index**